

# Linear Descriptive Traits

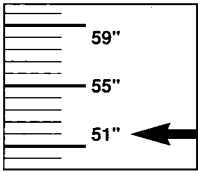


**Holstein Association USA, Inc.**

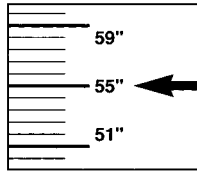
1 Holstein Place, PO Box 808, Brattleboro, VT 05302-0808  
800.952.5200 [www.holsteinusa.com](http://www.holsteinusa.com)

## STATURE - ST

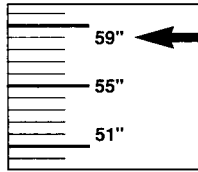
Primary Trait



1-5 pts.  
Extremely short



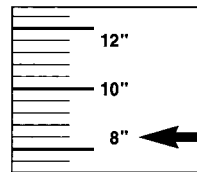
25 pts.  
Intermediate



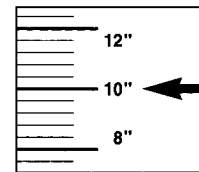
45-50 pts.  
Extremely tall

## THURL POSITION - TH

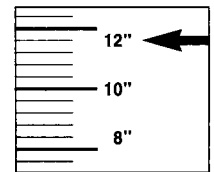
Secondary Trait



1-5 pts.  
Extremely high



25 pts.  
Intermediate



45-50 pts.  
Extremely low

The distance from the animal's topline to the point of the thurl joint.

## STRENGTH - SR

Primary Trait



1-5 pts.  
Extremely narrow and frail



25 pts.  
Intermediate



45-50 pts.  
Extremely strong & wide

## RUMP WIDTH - RW

Primary Trait



1 pt. = 2"  
Extremely narrow



25 pts. = 4-1/2"  
Intermediate width



50 pts. = 7"  
Extremely open

## BODY DEPTH - BD

Primary Trait



1-5 pts.  
Extremely shallow body



25 pts.  
Intermediate



45-50 pts.  
Extremely deep body

## REAR LEGS, SIDE VIEW - LS

Primary Trait



1-5 pts.  
Posty and straight



25 pts.  
Intermediate set in hock



45-50 pts.  
Extremely sickled

## DAIRY FORM - DF

Primary Trait



1-5 pts.  
Extremely tight



25 pts.  
Intermediate



45-50 pts.  
Extremely open

## REAR LEGS, REAR VIEW - RL

Primary Trait



1-5 pts.  
Severe toe-out



45-50 pts.  
No toe-out

## RUMP ANGLE - RA

Primary Trait



1-5 pts.  
Pins clearly higher than hooks



25 pts.  
Slight slope from hooks to pins



45-50 pts.  
Extremely sloped from hooks to pins

## FOOT ANGLE - FA

Primary Trait



1-5 pts.  
Extreme low angle



25 pts.  
Intermediate angle



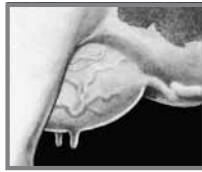
45-50 pts.  
Extremely steep angle

## FORE UDDER ATTACHMENT - FU

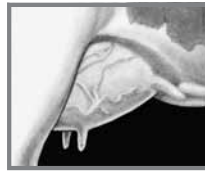
Primary Trait



1-5 pts.  
Extremely loose



25 pts.  
Intermediate strength



45-50 pts.  
Extremely snug & strong

## FRONT TEAT PLACEMENT - TP

Primary Trait



1-5 pts.  
Extremely wide placement  
on outside of quarter



25 pts.  
Centrally placed  
on quarter



45-50 pts.  
Base of teats on  
extreme inside of quarter

## REAR UDDER, HEIGHT - UH

Primary Trait



1-5 pts.  
Extremely low



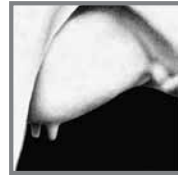
25 pts.  
Intermediate height



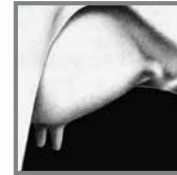
45-50 pts.  
Extremely high

## TEAT LENGTH - TL

Primary Trait



1-5 pts.  
1-1/4 inches or smaller



25 pts.  
2-1/4 inches



45-50 pts.  
3-1/4 inches or longer

## REAR UDDER, WIDTH - UW

Primary Trait



1-5 pts.  
Narrow rear udder



25 pts.  
Intermediate width



45-50 pts.  
Extremely wide rear udder

## UDDER TILT - UT

Secondary Trait



1-5 pts.  
Rear quarters deep



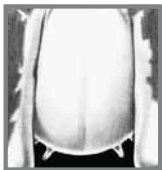
30 pts.  
Front and rear quarters level



45-50 pts.  
Front quarters deep

## UDDER CLEFT - UC

Primary Trait



1-5 pts.  
Weak cleft



25 pts.  
Intermediate



45-50 pts.  
Extremely strong cleft

## REAR TEAT PLACEMENT - RT

Secondary Trait



1-5 pts.  
Extremely wide placement  
on outside of quarter



25 pts.  
Centrally placed  
on quarter



40-45 pts.  
Base of teats on  
extreme inside of quarter

## UDDER DEPTH - UD

Primary Trait



1-5 pts.  
Very deep udder floor  
well below hocks



25 pts.  
Udder floor  
above hocks



45-50 pts.  
Extreme height of udder  
floor above hocks

## BODY CONDITION - CS



1-10 pts.



21-30 pts.



41-50 pts.

## FINAL SCORE

A cow's final score is based on the five major classification categories or breakdowns of front end and capacity, dairy strength, rump, feet and legs, and udder. The classifier numerically assigns each category a score ranging from 1 to 100 points. The numbers are based on the level of desirability exhibited by individual cows for each category compared to the true-type model. The final score is the sum of the five major breakdown scores weighted as follows:

COWS		BULLS	
Front End & Capacity	20%	Front End & Capacity	40%
Dairy Strength	20%	Dairy Strength	25%
Rump	5%	Rump	10%
Feet and Legs	15%	Feet and Legs	25%
Udder	40%		

In assigning major breakdown scores, the classifier considers such factors as age, number of lactations, and stage of lactation. Major breakdown and final score is expressed numerically. Those numbers correspond with the following brackets:

Excellent [E]	90-97 points	Good [G]	75-79 points
Very Good [VG]	85-89 points	Fair [F]	65-74 points
Good Plus [GP]	80-84 points	Poor [P]	50-64 points

## MAJOR BREAKDOWN DESCRIPTIONS

### FRONT END AND BODY CAPACITY 20%

The skeletal parts of the cow, with the exception of feet & legs, and rump. Listed in priority order, the descriptions of the traits to be considered are as follows:

**Front End:** Adequate constitution with front legs straight, wide apart and squarely placed. Shoulder blades and elbows set firmly against the chest wall. The crops should have adequate fullness.

**Chest:** Deep and wide floor with well-sprung fore ribs blending into the shoulders.

**Barrel:** Long, with adequate depth and width; spring of rib increasing toward the rear with a deep flank.

**Back/Loin:** Back should be straight and strong, with loin broad, strong, and nearly level.

**Stature:** Height including length in the leg bones with a long bone pattern throughout the body structure. Height at withers and hips should be relatively proportionate.

**Breed Characteristics:** Exhibiting overall style and balance. Head should be feminine, clean-cut, slightly dished with broad muzzle, large open nostrils and strong jaw.

### DAIRY STRENGTH 20%

A combination of dairyness and strength which supports sustained production and longevity. Major consideration is given to general openness and angularity while maintaining strength, width of chest, spring of fore rib, and substance of bone with freedom from coarseness. Body condition should be appropriate for the stage of lactation. Listed in priority order, the descriptions of the traits to be considered are as follows:

**Ribs:** Wide apart. Rib bones wide, flat, deep, and slanted toward the rear.

**Width of Chest:** Wide, showing capacity for vital organs.

**Spring of Fore Rib:** Well sprung, expressing fullness and extending outside the point of elbows.

**Thighs:** Lean, in-curving to flat and wide apart from the rear.

**Withers:** Sharp with chine prominent.

**Neck:** Long, lean, and blending smoothly into shoulders; clean-cut throat, dewlap, and brisket.

**Skin:** Thin, loose, and pliable.

### RUMP 5%

The rump should be long and wide throughout with thurls centrally placed to enhance mobility. Listed in priority order, the descriptions of the traits to be considered are as follows:

**Rump Angle:** Pin bones should be slightly lower than hip bones.

**Rump Width:** Thurls should be wide apart with adequate pin width.

**Vulva:** Should be nearly vertical and the anus should not be recessed.

**Tail Head:** Should set slightly above and neatly between pin bones and be free from coarseness.

### FEET AND LEGS 15%

Feet and rear legs are evaluated. Evidence of mobility is given major consideration. Listed in priority order, the descriptions of the traits to be considered are as follows:

**Rear legs, Rear view:** Straight, wide apart with feet squarely placed.

**Locomotion:** The use of feet and rear legs, including length and direction of step.

**Rear legs, Side view:** Moderate set (angle) to the hock.

**Feet:** Steep angle and deep heel with short, well-rounded closed toes.

**Thurl Position:** Centrally placed between hip and pin bones.

**Hocks:** Cleanly molded, free from coarseness and puffiness with adequate flexibility.

**Bone:** Flat and clean with adequate substance.

**Pasterns:** Short and strong with some flexibility.

Slightly more emphasis placed on Feet than on Rear Legs when evaluating this breakdown.

### UDDER 40%

The udder traits are evaluated. Major consideration is given to the traits that contribute to high milk yield and a long productive life. Listed in priority order, the descriptions of the traits to be considered are as follows:

**Udder Depth:** Moderate depth relative to the hock with adequate capacity and clearance. Consideration is given to lactation number and age.

**Fore Udder:** Firmly attached with moderate length and ample capacity.

**Rear Udder:** Wide and high, firmly attached with uniform width from top to bottom and slightly rounded to udder floor.

**Teat Placement:** Squarely placed under each quarter, plumb and properly spaced from side and rear views.

**Udder Cleft:** Evidence of a strong suspensory ligament indicated by adequately defined halving.

**Teats:** Cylindrical shape; uniform size with medium length and diameter.

**Udder Balance and Texture:** Udder floor level as viewed from the side. Quarters evenly balanced; soft, pliable and well collapsed after milking.